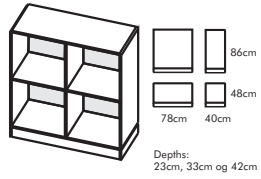
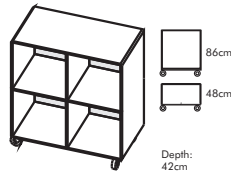


# Quadrant

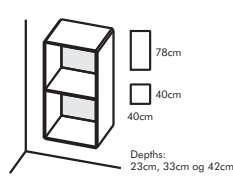
## Plinth



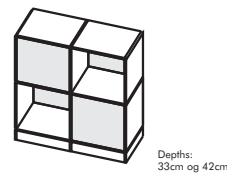
## Wheels




## Hanging



## Room divider



## 3 Depths plinth



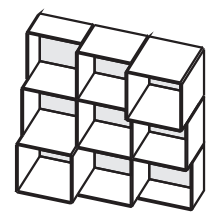
Combinable in the depths: 23cm, 33cm og 42cm

## 3 Depths legs



Combinable in the depths: 23cm, 33cm og 42cm

## 3 Depths hanging

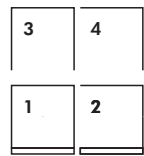


Combinable in the depths: 23cm, 33cm og 42cm

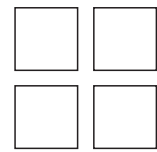
The modules does **not** contain back panels and **partitions/shelves**. Partitions/shelves are seperatly. The system demands backpanels.

Create your own unique shelves - make your individual solution - just the way you want it exactly how you need it.

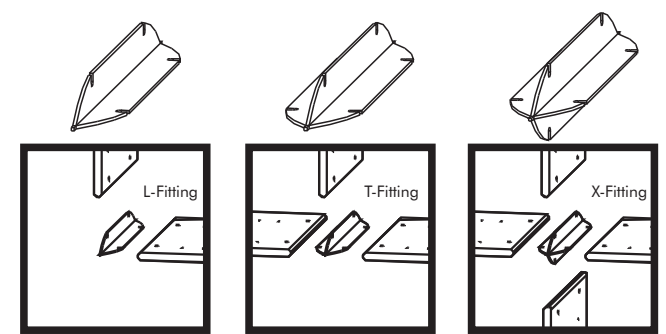
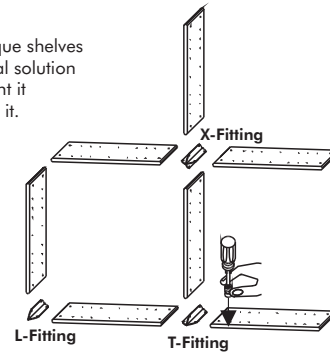
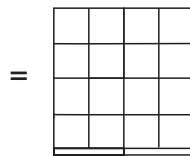
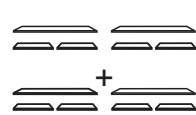
## Modules



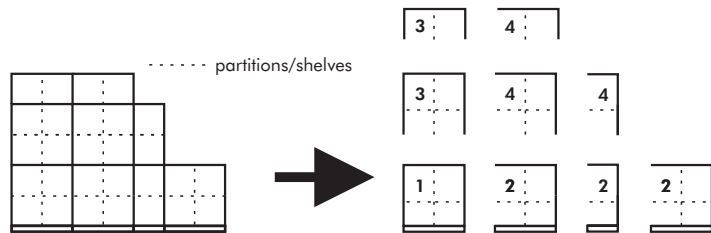
## Back panels



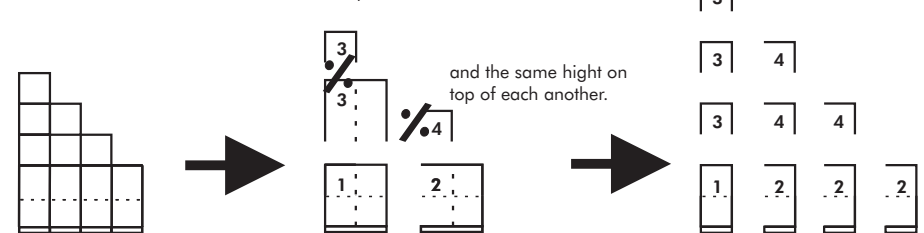
## Partition/Shelf



Start always with base module 1 - from here to the side with module 2 - up with module 3 - and to the side 4



You can only build -



## Base unit 1

## Add on unit 2

## Add on unit 3

## Add on unit 4

## Backpanels

## Partition/Shelves + shelves for drawers

## Shelves for cabinets

## Drawers - cabinets

